












Arco Graphics / CAD










With All Emerald & Pearl CNC Series

-  DMIS based programming Language
-  Variable declaration, Integer, real, double, string Boolean and array..
-  Certified algorithms with powerful Text and Graphical reporting.
-  Program Editing with complete GD & T dimensions & tolerances as per ASME Y 14.5.
-  I ++ Compliant.
-  Easy upgrade from Graphics to CAD version to support CAD Comparison.
-  Free form Alignment with CAD Model.
-  Import of IGES as standard. Other Converter available as option
-  Gear and Blade inspection Modules..

Aberlink



With All Sapphire & Pearl Manual Series

-  Powerful Interactive graphic Display.
-  2D DXF data Import and Export.
-  GD & T Dimensions & Tolerances.
-  Teach & Learn Programming.
-  Real Time SPC.
-  Graphical Reporting with Export to Excel and Text format for tabulated dimensions.
-  Simulation of program in dry run mode
-  Multiple Job Inspection using pallet fixtures.
-  Drag and drop program editor.